


City Snapshot

Valencia, Spain

June 2020





City Profile

Inhabitants
795 736

City GDP
M€ 18 272.15

Inflation Rate
0.60 %

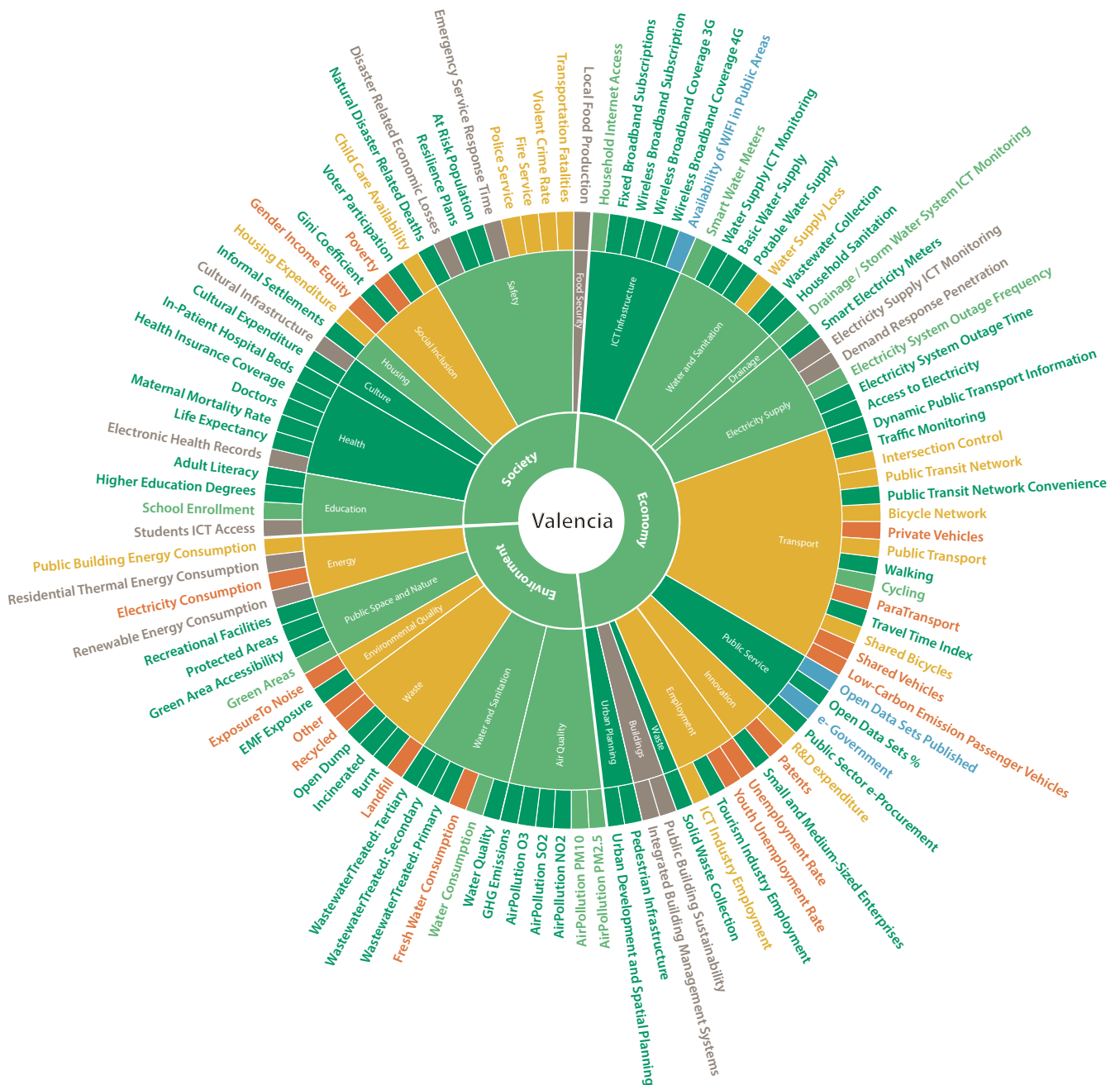
Households
336 600

Household Income
€ 29 986.64

Area
138.35 km²

Performance to Benchmarks – Key Performance Indicators

Dimensions, Categories & KPIs




- 95%+ Target
- 66-95% of Target
- 33-66% of Target
- Less than 33% of Target
- No Data or No Target
- Data Reported, No Targets Yet Available

Performance Benchmark Targets apply to all sections of the graphic.

Performance to Benchmarks – Key Performance Indicators

Sub Dimensions



Economy



ICT

(ICT Infrastructure, Water and Sanitation, Drainage, Electricity Supply, Transport, Public Sector)



Productivity

(Innovation, Employment)



Infrastructure

(Water and Sanitation, Electricity Supply, Transport, Waste, Buildings, Urban Planning)



Environment



Environment

(Air Quality, Water and Sanitation, Waste, Environmental Quality, Public Space and Nature, Energy)



Energy

(Energy)



Society and Culture



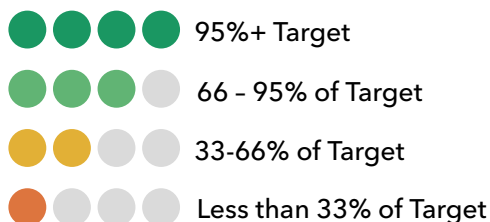
Education, Health and Culture

(Education, Health, Culture)



Safety, Housing and Social Inclusion

(Housing, Social Inclusion, Safety, Food Security)



For more information, please contact:
u4ssc@itu.int
 Website: itu.int/go/u4SSC



AJUNTAMENT DE VALÈNCIA

